

Yamarin Aura Cabin

The feeling of calm, the beauty of timeless design.

MEYER
BOOTSWERFT
www.bootswerft-meyer.at +43 (0) 27 12/247



Yamarin Aura Cabin

KEY FEATURES

Yamarin Aura Cabin

ONE CLEAR HORIZON


The Yamarin's one-piece glass windshield is all about clarity and calm. No center frames to break your view, just a wide, open horizon — keeping the lines sleek and the scenery uninterrupted.



Yamarin Aura Cabin

EFFORTLESS NAVIGATION, CONFIDENCE FROM THE START

The Yamarin Q infotainment system makes boating effortless, with navigation, engine data, music, weather, and guides all on one sleek touchscreen. Paired with the Yamarin App, it keeps you connected wherever you are — track your boat, revisit routes, and share moments instantly. Always updated, Yamarin Q turns every trip into pure ease and enjoyment.



Yamarin Aura Cabin

DOCKING WITH EASE — SAFE, SMART AND IN CONTROL

The new Helm Master® EX Wireless Control System delivers full joystick functions, advanced autopilot, and integrated safety features at the touch of a button, giving captains unmatched freedom and control. Its built-in MOB protection ensures peace of mind, automatically reacting if someone falls overboard with support for up to eight fobs. With enhanced autopilot modes like StayPoint®, FishPoint®, and DriftPoint®, you can adjust course, heading, and speed effortlessly from anywhere on board.



Yamarin Aura Cabin

LOUNGE WITH 360° VIEWS

Three openable sides — one cabin, endless possibilities in every season. With openable glass side doors and aft doors, you're always connected to the sea and the fresh breeze.



Yamarin Aura Cabin

EXTEND, RELAX, CONNECT

Aft bench seating expands your social deck, creating the perfect space for unforgettable moments with family and friends.



Yamarin Aura Cabin

LOUNGE IN THE SUN — EMBRACE YOUR WAY

Discover a spacious bow lounge where a wide sunbed with plush cushions invites you to relax. With its own sound zone, it's the perfect place to sunbathe, read, or savor a quiet coffee at sunrise.



Yamarin Aura Cabin

AURA - FRAMES THE WORLD'S HORIZONS INTO POSTCARDS

Transform your pilot house into the perfect lounge with breathtaking views. This is Aura: closer to nature, closer to each other, a space made for calm, happiness, and shared moments.



Yamarin Aura Cabin

FREEDOM TO MOVE, SPACE TO ENJOY

The aft deck is designed for safety, space, and connection with the water. Wide bathing platforms and an open layout make every movement effortless — whether you're swimming, relaxing, or preparing for your next adventure. Customize it your way with options like a foldable seat, wetbar, or open space for full flexibility.



Yamarin Aura Cabin

SPACIOUSNESS THAT FEELS LIKE HOME

The main cabin offers a versatile space where you can sleep comfortably, read in peace, work from your laptop with ease, or enjoy time with friends. The lounge seating easily converts into a bed, giving you flexibility for overnight stays.



Yamarin Aura Cabin

YOUR SPACE, YOUR WAY - FLEXIBLE BY DESIGN

The mid cabin provides a cozy space to sleep two or easily transforms into a generous gear locker. With spacious, easy access, organizing and moving around everything you need for your journey is effortless.



Yamarin Aura Cabin

COMFORT IN EVERY DETAIL

On the Yamarin Aura, even the smallest spaces are designed to feel big. A spacious, private toilet with room to move — clean, bright, and easy to use.





EmPowered by Yamaha


Two engines, one promise!
Confidence to reach any destination.

Yamarin Aura Cabin

TECHNICAL SPECIFICATIONS

Yamarin Aura Cabin

TECHNICAL SPECIFICATIONS



Boat length	10,4 m
Beam	3,35 m
Height	3,15 m
Hull V-angle	19 °
Draught	0,7 m
Weight	5700 kg
Pax	B : 8 / C : 12
Fuel capacity	700 ltr
Power range	500 - 700 hp
Top speed	47 kts

Yamarin Aura Cabin

PERFORMANCE

PERFORMANCE DATA

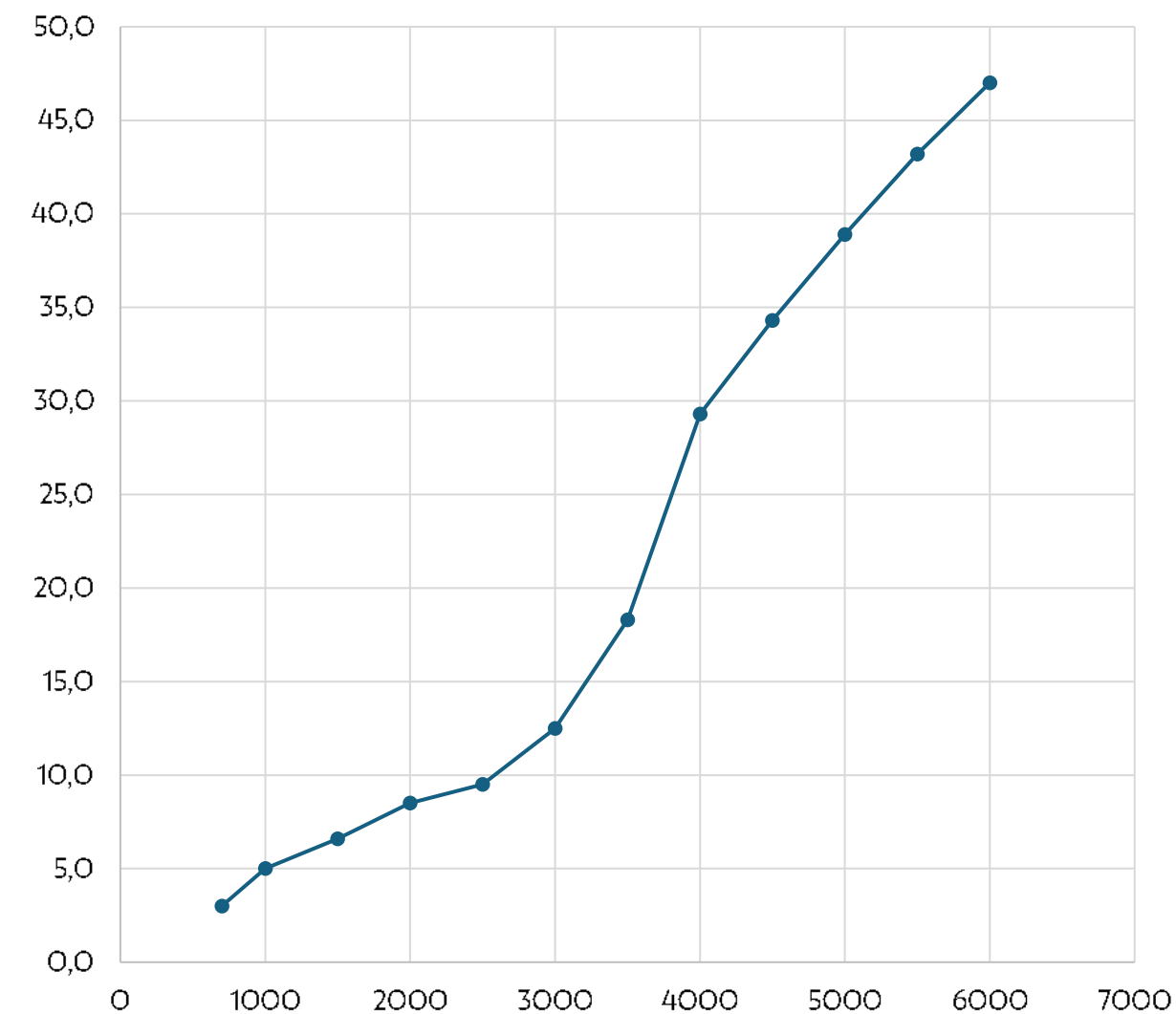
Test facts

Engine	
Model :	2 x Yamaha F350XSA2
Weight :	293 kg
Gear ratio :	1.75
Mounting position :	#4
Propeller	
Series :	Salt Water II
Diameter / Pitch :	15 1/4 x 19
Conditions	
Crew	5
Wind	3 m/s
Fuel	600 ltr

Test results

RPM	Knots	ltr / nm	nm / ltr
700	3,0	1,6	0,6
1000	5,0	1,8	0,6
1500	6,6	2,3	0,4
2000	8,5	3,0	0,3
2500	9,5	4,4	0,2
3000	12,5	4,5	0,2
3500	18,3	3,8	0,3
4000	29,3	3,0	0,3
4500	34,3	3,1	0,3
5000	38,9	3,5	0,3
5500	43,2	4,0	0,2
6000	47,0	4,8	0,2

Test results



Yamarin Aura Cabin

STANDARD EQUIPMENT

Yamarin Aura Cabin

STANDARD EQUIPMENT

Walkaround pilothouse

- panorama windshield
- sliding glass doors on both sides
- fully openable glass aft doors
- skylight
- offshore seats for driver & co-driver
- ergonomic footrest
- convertible lounge
- adjustable dining table
- storage compartment inside the console
- storage places under sofas
- cup holders

Systems

- Yamarin Q16" infotainment system
- Yamarin Q digital Switching
- Pregging for twin Yamaha engines
- Helm Master EX Digital Electronic steering
- tilt steering wheel
- Yamaha Electronic Key Switch
- audio speakers in the pilothouse
- windshield wipers
- electric bilge pump
- navigation lights
- twin battery system
- fuel tank, 700 ltr
- fuel filter
- fire extinguisher

Deck

- anti-skid finishing on deck
- symmetric, walkaround deck layout
- wide and safe side passages
- stainless steel cleats and railings
- anchor and rope storage in the bow
- storage compartment in the bow deck
- openable deck hatch
- anchor boxes in the aft
- bathing platforms
- swim ladder

Spacious bow & mid cabins

- large hull windows
- various storages
- spot lights incl. USB power outlets
- step to cabin
- lockable cabin door
- ambient LED lighting

Yamarin Aura Cabin

OPTIONS

Yamarin Aura Cabin

OPTIONS

Launch Edition

- toilet compartment
 - incl. electric toilet, mirror, sink, shower
- wardrobe
- curtains
- bow & mid cabin cushions
- wall mirrors
- carpets
- warm water
- shower, aft deck
- fresh water tank
- grey water tank
- black water tank

Systems

- Yamarin Q+
- Fishfinder
- Guard
- Radar
- Docking camera
- Helm Master EX Autopilot
- Helm Master EX Joystick
- Helm Master EX Wireless Station
- Bow thruster
- Wireless phone charger
- VHF + AIS
- Automatic trim system
- Stabilizer
- Solar cell
- Shore power
- Remote controlled main switches
- Inverter & Li-Ion battery readiness

Deck

- Dualseat
- Dualseat with electric glide
- Entertainment+
- Heater
- Air conditioning
- Sunroof, electric
- Sunbed bow + cover
- Bimini / Sunshade, bow
- Aft awning
- Folding seat, aft
- Aft enclosure
- Railings
- Waterskiing arch
- Windshield cover
- Roller shade for deck hatch

Yamarin Aura Cabin

OPTIONS

Spacious bow & mid cabins

- Pantry
- Refrigerator
- Wetbar

Lighting

- Deck lighting
- Underwaterlights
- Search light
- Docking light, bow
- Docking light, aft

Mooring

- Windlass, bow
- Windlass, aft
- Bow ladder
- Side port, SB
- Deck washing system

Upholstery

- White Stone
- Sustained Beige
- Blue Aura
- Amber Haze

Deck materials

- Softdeck
- Flexiteek, bleached
- Flexiteek, grey

YAMAHA ENGINE OPTIONS

Select from a range of Yamaha engines to create the performance package that best suits your adventures.



Twin Yamaha F350XSA2



Twin Yamaha F300XSB2



Twin Yamaha F250XSB2

Yamarin Aura Cabin

See boating in a new light

